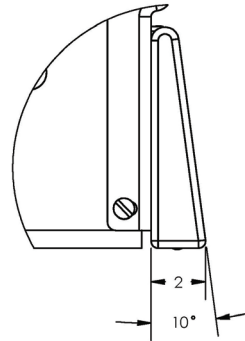
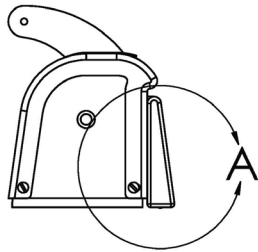
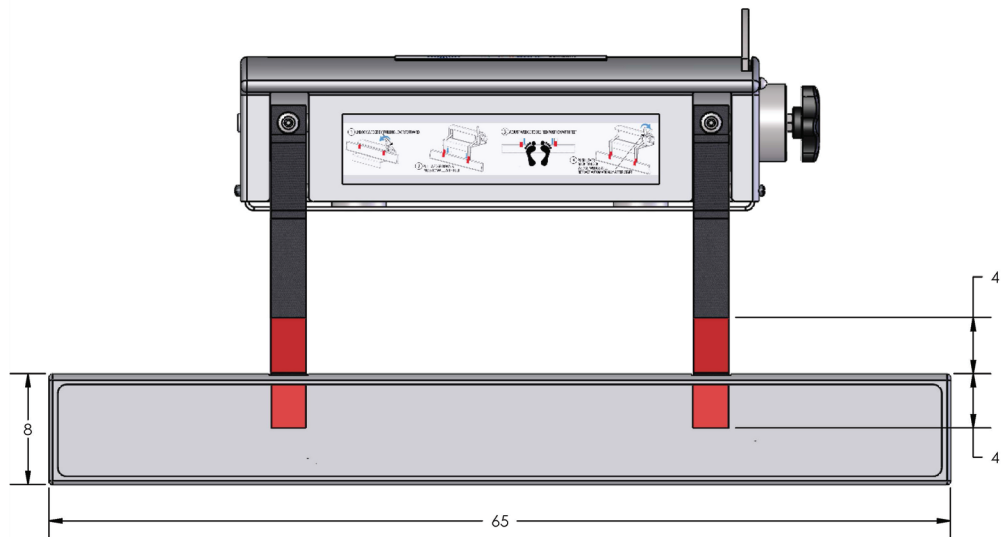


Backstroke Start Device - FINA Compliance



DETAIL A
SCALE 1 : 2

NOTE:

 DIMENSIONS MEET CURRENT FINA FR 2.10 FOR COMPETITIVE USE

FINA Regulation:

FR 2.10 Backstroke Ledge

A backstroke ledge may be used:

- The ledge may be adjustable to 4cm above or 4cm below the water level
- The ledge is a minimum of 65cm in length
- The ledge must be 8cm in height, 2cm at the width with 10 degrees of slope