

Product information

We have a new, simple assembly system for our pool toys that will save time assembling and bring more stability to the pool toys.

Before first time using the product, be sure to tighten all screws using the included T-tool.

Spare parts are available. Please note that color combinations may vary. All our pool toys are covered by our one year manufacturing warranty.


In order to keep the appearance of the products new and fresh, regular maintenance is necessary. By rinsing off the products with fresh water after use and by storing them in a well ventilated room, the life time of the products will increase.

The colors used in the assembly instructions are only examples of what the products may look like.


Malmsten Foam Pool Toys are both stable, durable and made for small children. Still children should not be left unattended, adult supervision is necessary.

Assembly Instructions

Wings (2210145)



FOR EASIER ASSEMBLY AN ELECTRIC SCREWDRIVER WITH A 10mm SOCKET WRENCH BIT CAN BE USED




1

1 x 




2

1 x  1 x 




7



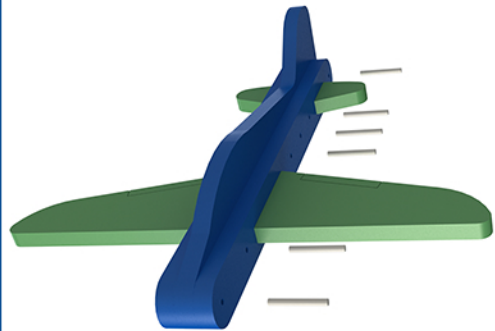
3

2 x 



4

6 x 

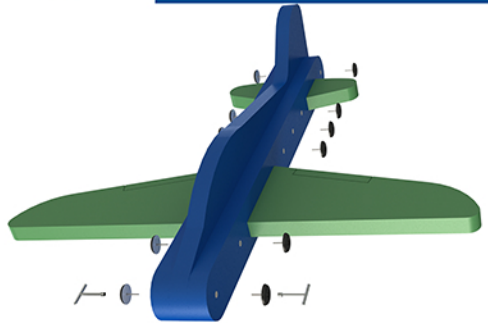


5



6

12 x  12 x  12 x 



 Malmsten